



Mi2-β Polyclonal Antibody

Catalog No	YP-Ab-01868
Isotype	IgG
Reactivity	Human;Mouse
Applications	IHC;IF;ELISA
Gene Name	CHD4
Protein Name	Chromodomain-helicase-DNA-binding protein 4
Immunogen	The antiserum was produced against synthesized peptide derived from human CHD4. AA range:571-620
Specificity	Mi2-β Polyclonal Antibody detects endogenous levels of Mi2-β protein.
Formulation	Liquid in PBS containing 50% glycerol, 0.5% BSA and 0.02% sodium azide.
Source	Polyclonal, Rabbit,IgG
Purification	The antibody was affinity-purified from rabbit antiserum by affinity-chromatography using epitope-specific immunogen.
Dilution	Immunohistochemistry: 1/100 - 1/300. Immunofluorescence: 1/200 - 1/1000. ELISA: 1/20000. Not yet tested in other applications.
Concentration	1 mg/ml
Purity	≥90%
Storage Stability	-20°C/1 year
Synonyms	CHD4; Chromodomain-helicase-DNA-binding protein 4; CHD-4; ATP-dependent helicase CHD4; Mi-2 autoantigen 218 kDa protein; Mi2-beta
Observed Band	
Cell Pathway	Nucleus . Cytoplasm, cytoskeleton, microtubule organizing center, centrosome . Associates with centrosomes in interphase. .
Tissue Specificity	Epithelium,Pancreas,Skin,Uterus,
Function	disease:One of the main antigens reacting with anti-MI-2 positive sera of dermatomyositis.,function:Probable transcription regulator.,PTM:Phosphorylated upon DNA damage, probably by ATM or ATR.,similarity:Belongs to the SNF2/RAD54 helicase family.,similarity:Contains 1 helicase ATP-binding domain.,similarity:Contains 1 helicase C-terminal domain.,similarity:Contains 2 chromo domains.,similarity:Contains 2 PHD-type zinc fingers.,subunit:Central component of the nucleosome remodeling and histone deacetylase (NuRD) repressor complex. Interacts with TRIM27. Part of a complex containing ATR and HDAC2. Interacts with KLF1; the interaction depends on sumoylation of KLF1, and leads to its transcriptional repression.,
Background	The product of this gene belongs to the SNF2/RAD54 helicase family. It represents the main component of the nucleosome remodeling and deacetylase complex and plays an important role in epigenetic transcriptional repression.



Patients with dermatomyositis develop antibodies against this protein. Somatic mutations in this gene are associated with serous endometrial tumors. Alternative splicing results in multiple transcript variants encoding different isoforms. [provided by RefSeq, Jul 2014],

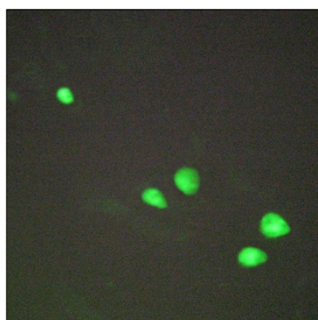
matters needing attention

Avoid repeated freezing and thawing!

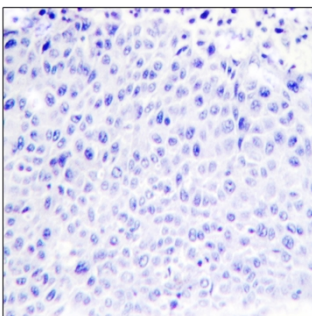
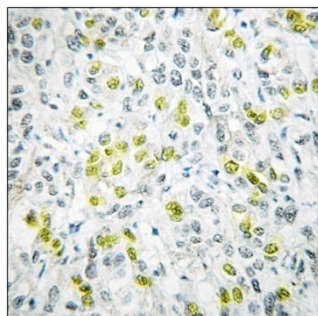
Usage suggestions

This product can be used in immunological reaction related experiments. For more information, please consult technical personnel.

Products Images



Immunofluorescence analysis of HepG2 cells, using CHD4 Antibody. The picture on the right is blocked with the synthesized peptide.



Immunohistochemistry analysis of paraffin-embedded human liver carcinoma tissue, using CHD4 Antibody. The picture on the right is blocked with the synthesized peptide.